




AQUA WALL TUNNEL S-05.05.04



Flow Rate	32-48 gpm - 120-182 lpm	Material Detail Stainless steel construction with brass nozzles	Coating / Graphic Design	
Pressure	4-8 psi - 0.3-0.5 bar		-	
Height	-			
Width	-	Play Zones Toddler Family Dynamic	Add-in Options	
Spray Zone	ø120" - ø305 cm		 activator	 led lighting